





**journeó**

**Priyanka's  
Trip  
Itinerary**





# journeó

## Pro Tip: A Special Feature of this Itinerary!

You don't need to search Google or online for links, booking websites or locations. Simple click **Book Now** buttons to open such websites or links and **Get Location** buttons to open the place's location on Maps!



ITINERARY FOR: Priyanka Agarwal

DESTINATION: Udaipur + Jaipur

DURATION: 2 Nights

## Day 1: Welcome to City of Lakes!

### MORNING



**Mumbai to Udaipur**  
By Air | Around 1 hour 30 min

**BOM-UDR**



IndiGo

**6E 6538**

**07:20-08:45**

Approx. **₹6000**  
PER ADULT

[Book Now](#)



Air India

**AI 2843**

**06:20-08:00**

Approx. **₹5000**  
PER ADULT

[Book Now](#)

*Note: All times are in the 24-hour format.*



## You will reach Maharana Pratap Airport Udaipur

You'd spend a few minutes here by traversing out of the airport and getting your check in baggage.



## Take a Taxi to Your Hotel

You can hire a private taxi or use Ola or Uber to request a ride.



## Hotel Options




Approx. ₹6300  
PER ADULT

### Madri Haveli

You can choose this hotel for your preferred rajasthani style of hotel choices, and people mention that it is in a historical area, perfect for proximity to rajasthani culture.

[Get Location](#)

[Book Now](#)



Approx. ₹3355  
PER ADULT

### Trulyy The Amar Mahal

People have suggested this hotel due to its great location and hospitality. It is a good option as per your rajasthani style taste in hotel or resort.

[Get Location](#)

[Book Now](#)



## Check in and Relax

Now you should take some rest after checking into your hotel before exploring the beautiful city of lakes.

### AFTERNOON



## Visit City Palace

City Palace is a magnificent and beautiful palace in the heart of Udaipur, of lakeside and historical significance.

[Get Location](#)



## Eat at Bayleaf Udaipur

This restaurant is just near the City Palace, and offers aweing views of the Lake Pichola with good reviews and food. You can have your peaceful lunch here.

[Get Location](#)

### EVENING



## Visit Jagdish Temple

This historical and beautiful temple can be a great cultural place to visit, and it has great scriptures and patterns on its facade. You can surely visit this!

[Get Location](#)

## Lake Pichola Boat Ride

Sunset Boating in Udaipur | Around 1 hour

Approx. ₹800  
PER ADULT



### Udaipur Lake Boating

by Government Operator

Starts from City Palace Jetty, Potential  
Stop at Jagmandir Island

17:00–18:00

Time May Vary

#### Make sure to :

- ✓ Confirm if the Jag Mandir stop is there
- ✓ Reach around 4 or 5 to get confirmed ticket
- ✓ Keep your belongings safe

#### Inclusions:-

- The ticket can be purchased near City Palace itself
- No online booking needed
- Sunset tours sometimes include stop at Jag Mandir Island

[Get Location](#)



## Visit Ambrai Ghat

This is a ghat or pier beside the Lake Pichola, offering stunning evening skyline and lake views of Udaipur.

[Get Location](#)

### NIGHT



## Eat at The Sky Lounge

It is a breathtaking restaurant with amazing views of the Ambrai Ghat, a perfect lakeside dining experience

[Get Location](#)



## Take a Taxi to Your Hotel

You can hire a private taxi or use Ola or Uber to request a ride, and head back to your hotel after a tiring day!

# Day 2: Head to the Pink City

## MORNING



## Take a Taxi to Udaipur City Railway Station

You can hire a private taxi or use Ola or Uber to request a ride.



## Udaipur to Jaipur

By Train | Around 7 hours

### Vande Bharat Exp – #20979

07:50 – 14:10

[Book Now](#)

Approx. ₹1345  
PER ADULT

CC

Available

Approx. ₹2370  
PER ADULT

EC

Available

### Udaipur JP Exp – #12991

06:00–13:40

[Book Now](#)

Approx. ₹645  
PER ADULT

CC

Available

Approx. ₹730  
PER ADULT

3E

Available

Approx. ₹785  
PER ADULT

3A

Available

## AFTERNOON



### You will reach **Jaipur Railway Junction**

You would reach sometime in the afternoon.



### Take a **Taxi to Your Hotel**

You can hire a private taxi or use Ola or Uber to request a ride, and head to your new hotel!



## Hotel Options




Approx. **₹8000**  
PER ADULT

### Umaid Bhawan–A Royal Heritage Style Boutique Hotel

This is a large haveli style luxurious yet affordable and comfortable rajasthani style themed hotel.

[Get Location](#)

[Book Now](#)



Approx. **₹5000**  
PER ADULT

### Rajasthan Palace

People have appreciated this comfortable Rajasthani style hotel for its ambience and architecture, again a pretty good option according to your preferences!

[Get Location](#)

[Book Now](#)



### Lunch @ **Hotel**

As it would be late in afternoon, it's better to have lunch at your hotel itself!

# journeó




## Visit Amer Fort

This is a must see palace or fort near Jaipur, and there is an entry fee of ₹100. But its architecture and history is mesmerizing.

[Get Location](#)

### EVENING



## Visit Jal Mahal

It is also called a floating mahal, is situated on an island in a lake. It is beautiful and photogenic!

[Get Location](#)



## Visit Hawa Mahal

This is the pride of Jaipur! Hawa Mahal's even just outside view offers beautiful experience in the heart of Jaipur.

[Get Location](#)



## Visit Johari Baazaar

The best place for shopping in Jaipur, it offers handicrafts, local goods and textiles that you can buy as souvenirs!

[Get Location](#)

### NIGHT



## Eat at Jaipur Adda

This is a highly rated, rooftop restaurant, a type that is rare yet amazing in Jaipur. Have a last, nice dinner here!

[Get Location](#)



## Take a Taxi to Your Hotel

You can hire a private taxi or use Ola or Uber to request a ride, and head back to your hotel after a tiring day!

## Day 3: Head to Home!

### MORNING



## Take a Taxi to Jaipur Airport

You can hire a private taxi or use Ola or Uber to request a ride.



## Jaipur to Mumbai

By Air | Around 2 hours

JAI-BOM



IndiGo

6E 6592

07:20-09:10

Approx. ₹5500  
PER ADULT

[Book Now](#)



Air India

AI 414

06:00-08:05

Approx. ₹5600  
PER ADULT

[Book Now](#)

*Note: All times are in the 24-hour format.*

# journeó



You will reach **Chhatrapati Shivaji  
Maharaj International Airport Mumbai**

Welcome back to Mumbai! Now you can go home.

and the trip ends!

# journeó

## Notes:

**Documents:** Make sure your itinerary (this PDF and printed) is accessible to you. Also make sure other important documents are handy like credit, debit cards, passport, etc.

**Bookings:** Do prior bookings of Flights, Trains, Accommodation, Transport (airport transfers, buses), Ferries, Tours/Activities.

**Packing:** Pack essentials only, Mix-n-match clothes, Lightweight luggage, Travel-sized toiletries, Medications (with doctor's note), Comfortable shoes, etc.

**Navigation:** Google Maps/GPS (offline maps), Itinerary accessible, Necessary taxi, booking apps.

**Safety:** Be aware, Secure valuables, Stay connected, Emergency numbers.

**Other:** Stay hydrated, Sunscreen, Insect repellent, Respect local people and culture, Do not litter, Learn a few basic phrases in their language (e.g., hello, thank you), Don't hesitate in Bargaining, Enjoy!

happy  
journey,  
with  
journeó!

